



# English Revision



## Mr Bruff - YouTube

### 1. Identify focus



Decide what your focus is going to be on.

### 2. Write questions



Write down 3-5 questions based on what you want to answer from the video you are about to watch.

### 3. Watch



Watch the video without any distractions.  
Do not answer your questions at this point.

### 4. Answer



Once the video has finished, answer your questions.  
If you struggle - write down key words linked to the question.

### 5. Mark



Watch the video back to mark your answers in a different colour pen.  
Be sure to correct anything.



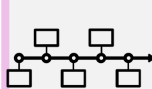
## Key Questions

### 1. Plot



Do you know the plot?  
Can you summarise the plot?

### 2. Sequence of events



Can you order the events?  
This can be done as a list or a timeline of events.

### 3. Characters



Who are the characters?  
How would you describe them?

### 4. Themes



What are the key themes?  
Can you link these to key quotes/characters?

### 5. Dramatic devices



What dramatic devices are used?  
How are these used?



## Knowledge Organisers

### 1. Self-quizzing



Using your KO, write 8-10 questions based on that content.  
Cover the knowledge and answer the questions.

### 2. Flash cards



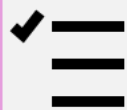
Create flash cards on factual knowledge.  
Say your answers out loud or write them down.

### 3. Paired retrieval



Give your KO to a family member or friend and ask them to ask you questions based on that content.

### 4. Definitions



Write down definitions to key words and use your KO to mark your answers.

### 5. Indication of knowledge



RAG rate the content on your KO.  
Red - I need help  
Amber - I need to revise  
Green - I am confident



## Use past papers

### 1. Contents page



Look in the contents page for the topic you need.

### 2. Read & highlight




Read the page and highlight any key points

### 3. Flash cards



Make flash cards on the key points you have highlighted

### 4. Practice questions



Attempt the practice questions at the bottom of each page

[Click](#) here – Mr Bruff YouTube

[Click](#) here English Lang for past papers

[Click](#) here English Lit for past papers