






Key Strands (Golden Threads) within the curriculum:

**KS3 (CARPST)** – Creativity, Analysis & Reflection, Proficiency, Skills & Techniques.  
Movements/Periods/Cultures

	Half Term 1 (Jun-Jul)	Half Term 2 (Sep-Oct)	Half Term 3 (Nov-Dec)	Half Term 4 (Jan-Feb)	Half Term 5 (Mar-Apr)	Half Term 6 (May-Jun)
<b>Art Yr7</b>	NA	Elements of Art Tone/Form, Pattern, Line, Colour 	Abstract Sculpture Wire Form 	Abstract Sculpture Paper cut-outs & Pattern 	Day of The Dead Metal Embossing 	Day of The Dead Lino Print 
<b>Why now?</b>		<p>Bridging unit and baseline. Introduces the formal elements: tone, form, pattern, line (mark-making), texture, shape and colour.</p> <p>Links to Leonardo Da Vinci, Vincent Scarpace, Vincent Van Gogh &amp; Georgia O'Keeffe.</p> <p>Students develop understanding of controlling pencil pressure, pattern, perspective, mark-making and colour theory (colour blending, complementary/similar colours).</p> <p>Students become proficient with handling shading pencils, fine liners and pencil crayons.</p> <p><b>Renaissance, Contemporary, Post-</b></p>	<p>Introduction to Fabric Lenny. Retrieval and refinement of line, shape, form, colour and pattern. Intro to 3D sculpture.</p> <p>Students given creative freedom to produce an imaginative wire sculpture. Work inspired by the artists' techniques and approaches.</p> <p>Students develop an understanding of sculpting an abstract 3D form using wire and a stocking. Students will prime their sculptures with acrylic.</p> <p>Students become proficient with handling wire, nylon, acrylic paint</p> <p><b>Contemporary</b></p>	<p>Introduction to Henri Matisse and his paper cut outs. Retrieval of shape, colour, line and pattern.</p> <p>Students given creative freedom to 'draw with scissors' a range of overlapping abstract shapes to record colour and patterns. They will then embellish further with patterns drawn using a Sharpie pen.</p> <p>Students develop an understanding of composition, how to 'draw with scissors', glue using watered down PVA and embellishing with patterns.</p> <p>Students become proficient with handling scissors, PVA glue and Sharpie pens</p> <p><b>Contemporary, Modern Art</b></p>	<p>Introduction to Day of the Dead and Ninette Kruger. Retrieval of line, shape, pattern and colour.</p> <p>Students given creative freedom to design and emboss a sugar skull using tooling foil.</p> <p>Students develop an understanding of how to draw and decorate a sugar skull, emboss tooling foil, apply colour using coloured Sharpies and record tone and form using steel wool.</p> <p>Students become proficient with handling embossing tools, coloured Sharpies and steel wool.</p> <p><b>Contemporary, Day of the Dead</b></p>	<p>Recap of Day of the Dead and introduction to Thaneeya McArdle and Jose Posada. Retrieval and refinement of line, shape, colour and pattern.</p> <p>Students given creative freedom to refine their sugar skull designs.</p> <p>Students develop an understanding of drawing a symmetrical sugar skull, transferring it onto lino, carving it using a gauging tool, producing and presenting a series of prints using block printing ink.</p> <p>Students become proficient with handling gauging tools, block printing ink and associated tools/equipment.</p>

		Impressionism, American Modernism.				Day of the Dead, Mexican Modern Art Movement
Endpoints (Need to know, understand, can do)		<ul style="list-style-type: none"> <li>• Know about Leonardo Da Vinci, Vincent Scarpace, Van Gogh, O'Keeffe.</li> <li>• Proficiently hold a range of drawing tools and control pressure.</li> <li>• Understand how to record the elements of art.</li> <li>• Can gradually transition dark shading to light, blend similar colours and record patterns.</li> <li>• Understand colour theory (primary, secondary/tertiary/complementary)</li> </ul>	<ul style="list-style-type: none"> <li>• Know about Fabric Lenny.</li> <li>• Understand what abstract art is.</li> <li>• Can sculpt with a wire frame and nylon stocking.</li> <li>• Can prime with acrylic paint using layers and record flat, even paint.</li> <li>• Proficiently hold and use a paintbrush</li> </ul>	<ul style="list-style-type: none"> <li>• Know about Henri Matisse.</li> <li>• Can draw abstract shapes with scissors.</li> <li>• Understand how to arrange shapes for a balanced composition.</li> <li>• Can apply a PVA wash.</li> <li>• Can create a balanced composition.</li> <li>• Can record lines which evidence a gradual change in thickness.</li> </ul>	<ul style="list-style-type: none"> <li>• Know about Day of The Dead, Calavera (Sugar Skulls) Thaneeya McArdle and Ninette Kruger.</li> <li>• Understand how to record a symmetrical skull using bold, abstract shapes.</li> <li>• Can record Repousse (high relief) and Chasing (low relief) on tooling foil.</li> <li>• Can record tone, form and colour blending using Sharpies and steel wool.</li> </ul>	<ul style="list-style-type: none"> <li>• Know about Jose Posada.</li> <li>• Can proficiently and safely carve lino.</li> <li>• Can produce a series of prints using block printing ink.</li> </ul>