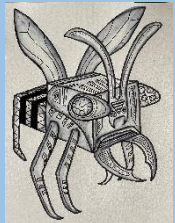







Key Strands (Golden Threads) within the curriculum:

KS3 (CARPST) – Creativity, Analysis & Reflection, Proficiency, Skills/Techniques, Movements/Periods/Cultures

	Half Term 1 (Jun-Jul)	Half Term 2 (Sep-Oct)	Half Term 3 (Nov-Dec)	Half Term 4 (Jan-Feb)	Half Term 5 (Mar-Apr)	Half Term 6 (May-Jun)
Art Yr8	Sculpture 'Anibot' Design 	Sculpture 'Anibot' Sculpture 	Surrealism Clay Monster Designs & Sculpture 	Cubism 3D Cubist Portrait 	Cubism Mask Design & Low Relief Mask 	Cubism Mask Embellishment 
Why now?	<p>Introduction to Surrealism and Fabric Lenny's 'Rabbots'.</p> <p>Retrieval and refinement of shape, line, tone, colour and pattern.</p> <p>Students given creative freedom to produce an imaginative design for a 3D "Anibot" (Animal Robot) sculpture.</p> <p>Work inspired by Lenny's techniques and approaches. Students develop understanding of isometric line drawing with perspective, recording tone and form using a pen & wash and decorating with patterns.</p>	<p>Recap of Fabric Lenny's techniques.</p> <p>Students given creative freedom to sculpt an 'Anibot' using cardboard construction techniques.</p> <p>Students develop an understanding of 3D cardboard construction and decorating with permanent markers and acrylic paint pens.</p> <p>Students become proficient with handling cardboard, permanent markers and acrylic paint pens.</p> <p>Surrealism, Contemporary</p>	<p>Introduction to Surrealism, Salvador Dali and James Derosso.</p> <p>Retrieval and refinement of sketching. Introduction to tonal scribbling (mark-making).</p> <p>Students given creative freedom to design and make a clay monster with functional properties and paint it using watercolours.</p> <p>Students develop an understanding of sketching monsters using tonal scribbling, forming a slab pot, sculpting, moulding, scoring and slipping clay and incorporating recycled objects into the sculpture.</p> <p>Students also develop an understanding of painting fired clay using watercolours to</p>	<p>Introduction to Cubism and Pablo Picasso.</p> <p>Retrieval of shape, line, pattern, tone, form and colour blending.</p> <p>Students are given creative freedom to create a 3D cubist portrait of a celebrity.</p> <p>Portraits will be inspired by Picasso's techniques and approaches. Students will develop an understanding of drawing a cubist portrait, applying oil pastel and cardboard construction techniques.</p> <p>Students become proficient with handling pencils, drawing pens and oil pastels.</p> <p>Cubism</p>	<p>Introduction to Kimmy Cantrell.</p> <p>Retrieval of shape, line, pattern, tone, form, colour blending, complementary colours and cardboard construction techniques.</p> <p>Students are given creative freedom to design a mask inspired by African Art & Cubism. Students use this to inform a low relief sculpture.</p> <p>Designs are inspired by Cantrell's techniques. Students develop an understanding of sketching African/cubist masks, recording the formal elements using pencil crayon, cardboard construction and decorating with chalk pastel.</p>	<p>Recap the work of Kimmy Cantrell.</p> <p>Retrieval of colour theory.</p> <p>Students given creative freedom to decorate their low relief cardboard mask with coloured chalk pastel.</p> <p>Students develop an understanding of recording the elements of art using chalk pastels.</p> <p>Students become proficient with handling chalk pastels.</p> <p>Cubism, African Art, Contemporary</p>

	<p>Students become proficient with handling a fine liner, paintbrush and drawing pens.</p> <p>Contemporary</p>		<p>record tone, form, colour blending, texture, detail and patterns.</p> <p>Students become proficient with handling drawing Pens, clay, clay tools, recycled objects and watercolours. Challenging sculpture formed using a slab of clay.</p> <p>Retrieval of shape, form, texture, line, pattern, tone, form and colour blending.</p> <p>Students given creative freedom to create a 3D sculpture of their chosen monster design and paint it using watercolours once it is fired.</p> <p>Surrealism, Contemporary</p>		<p>Students become proficient with handling pencil crayons, cardboard, and chalk pastels.</p> <p>Cubism, African Art, Contemporary</p>	
<p>Endpoints (Need to know, understand, can do)</p>	<ul style="list-style-type: none"> • Know about Fabric Lenny. • Understand how to draw using perspective. • Can draw a 3D design using isometric paper. • Can record flat features which demonstrate a fusion of an animal and robot aesthetic. 	<ul style="list-style-type: none"> • Understand how to manipulate cardboard. • Can produce an 'Anibot' using cardboard construction techniques. • Understand how to record a robot aesthetic. • Can disguise seams. • Can apply a range of patterns by proficiently controlling permanent markers and acrylic paint pens. 	<ul style="list-style-type: none"> • Know about Surrealism, Salvador Dali & James De Rosso. • Can produce 2 designs for clay monsters. • Understand how to incorporate recycled objects and a functional element in a monster design. • Can record tonal scribbling. • Can proficiently sculpt with clay. • Understand how to score and slip and apply watercolour paint to record the elements of art. 	<ul style="list-style-type: none"> • Know about Cubism and Pablo Picasso. • Understand how Picasso's techniques and approaches evolved. • Can create a cubist portrait with geometric features, detail, and multiple viewpoints. • Can produce an intersecting card portrait. • Can proficiently use oil pastels to embellish and record the elements of art. 	<ul style="list-style-type: none"> • Know about Kimmy Cantrell and African Art influences on artists (Picasso) • Understand how to draw 2 designs for masks inspired by Cubism. • Can create a low relief cubist mask using cardboard construction techniques. 	<ul style="list-style-type: none"> • Can proficiently use chalk pastels to record the elements of art.