



Half-term 2: Sep-Oct


Topic: Elements of Art

Baseline Sheet

Knowledge Group 1: Tone & Form

1	Tone		Smooth shading which fades gradually from dark to light.
2	Form		Curved shading around the outline of an object using tone.
3	Shading		Applied using art mediums to create the illusion of depth in a drawing or painting.
4	Gradual		Taking place or progressing slowly or by degrees.
5	Light source		The direction from which the light originates
6	Shadows		The darker areas on an object where light is not hitting.
7	Highlights		The areas on an object where light is hitting.

Knowledge Group 2: Pattern

1	Pattern		A pattern is a design in which lines, shapes, forms or colours are repeated.
2	Repetition		The action of repeating something.
3	Perspective		Recorded by gradually increasing the size of your patterns from the centre.
4	Detail		A distinctive feature on a piece of art which can be seen most clearly close.
5	Tonal Stippling		The creation of a pattern simulating varying degrees of solidity or shading by using small dots.
6	Tonal Hatching		Artistic technique used to create tonal or shading effects by drawing (or painting or scribing) closely spaced parallel lines.

Key Vocabulary



1	Abstract Art	Art that does not attempt to represent an accurate depiction of a visual reality but instead use shapes, colours, forms and gestural marks to achieve its effect
2	Colour Wheel	An abstract illustrative organisation of colours around a circle, which shows the relationships between primary, secondary, tertiary and complementary colours etc.







Knowledge Group 5: Artists/Periods

1	Leonardo Da Vinci	Italian Renaissance artist who excelled in drawing, painting, and sculpture. Many of da Vinci's drawings and journals were made in his pursuit of scientific knowledge and inventions.
2	Vincent Scarpace	Artist from Buffalo, New York, USA who is known for his paintings and drawings featuring abstract sea life. His art is widely regarded as colourful, completely original, and whimsical.
3	Vincent Vann Gogh	Van Gogh was a Dutch Post-Impressionist painter who created oil paintings of landscapes, still life, portraits, and self-portraits characterized by bold colours and dramatic, impulsive and expressive brushwork.
4	Georgia O'Keeffe	O'Keeffe was an American artist best known for her paintings of enlarged flowers, New York skyscrapers, and New Mexico landscapes. She has been recognized as the "Mother of American modernism". She was inspired by the scenery of New Mexico, and she spent time there painting.

Knowledge Group 3: Line

1	Line		Hard and soft lines controlled using pressure.
2	Texture		How something feels. There are two types of texture: actual texture and visual texture.
3	Density		The degree of compactness of a substance.
4	Pencil Pressure		Refers to how much force you put down on your pencil which will determine how thick or thin the lines you draw will be.

Knowledge Group 4: Colour

1	Primary Colours (Red, Yellow, Blue)		Three pure colours used to create secondary colours when mixed together.
2	Secondary Colours (Orange, Purple, Green)		Created by mixing two primary colours in three different combinations.
3	Tertiary Colours Red-Purple, Red-Orange Blue-Purple, Blue-Green Yellow-Green, Yellow-Orange		Created by mixing one primary and one secondary colour.
4	Colour Temperatures		Colours on the colour wheel can be divided into warm & cold colours.
5	Complementary Colours		Colours that are opposite on the colour wheel which create the strongest contrast when placed together.

Half-term 3: Nov-Dec

Topic: Elements of Art

Abstract Sculpture (Form)

Knowledge Group 1: Base Construction

1	Wire	Metal drawn out into the form of a thin flexible thread or rod.
2	Form (shape)	The visible shape or configuration of something.
3	Nylon	Silk-like thermoplastic, generally made from petroleum, that can be melt-processed into fibres, films, or shapes
4	Taut	Stretched or pulled tight; not slack.
5	Seam	A line where two pieces of fabric are sewn together in a garment or other article.

Knowledge Group 2: Priming

1	Prime	To prepare a surface for painting by covering it with primer.
2	Acrylic paint	Water-based paint composed of pigment particles dispersed in an acrylic polymer emulsion.
3	Flat colour	Process of applying a coloured medium onto a surface to record a solid, even and uniform finish.
4	Layering	Letting one application of paint dry before adding another.

Key Vocabulary

1	Sculpture	An artistic form in which materials are worked into three-dimensional art objects.
2	Sculpt	Create or represent (something) by carving, casting, or other shaping techniques
3	Lady Mary Wortley Montgu	English writer who introduced the smallpox vaccine into England. Her work was a source of inspiration for Paul Slater.

Knowledge Group 3: Artists/Periods

1	Paul Slater (Fabric Lenny)	An artist and image-maker based in the North of England creating a range of distinctive work with drawing at its heart.
2	Colour Forms "straws upon the water"	An exhibition inspired by viruses and vaccines which consists of a series of hand painted spheres, structures and benches accompanied by an atmospheric soundscape.

Half-term 4: Jan-Feb

Topic: Elements of Art

Abstract Sculpture

(Paper cut-outs & Pattern)

Knowledge Group 1: Abstract Shapes

1	Translucent	Allowing light, but not detailed shapes, to pass through.
2	Tissue paper	A thin, translucent material with bright colours perfect for layering.
3	Abstract Shapes	Unusual shapes arranged in a manner that's pleasing to the eye.
4	Trace	Copy (a drawing or design) by drawing over its lines on a superimposed piece of transparent paper.
5	Wrap	Cover or enclose in paper or soft material.
6	Overlap	Extend over so as to cover partly.
7	Complementary colours	Colours that are opposite on the colour wheel which create the strongest contrast when placed together.

Knowledge Organisers 2: Pattern

1	Cell (biology)	The smallest structural and functional unit of an organism.
2	Pattern	A design in which lines, shapes, forms or colours are repeated.
3	Detail	A distinctive feature on a piece of art which can be seen most clearly close up.
4	Gradual	Taking place or progressing slowly or by degrees
5	Warp	Make or become bent out of shape.
6	Organic aesthetic (lines)	Lines which are curved and flowing which can seem unpredictable.

Key Vocabulary

1	"Drawing with scissors"	Collage technique 'coined' by Matisse which includes the creation of compositions featuring colour and line by cutting out paper shapes.
2	Draughtsmanship	Draughtsmanship is the ability to draw well or the art of drawing .
3	Eye movement	The way a viewer's eye moves through a work of art or composition (layout).

Knowledge Group 3: Artists/Periods

1	Henri Matisse	French visual artist, known for both his use of colour and his fluid and original draughtsmanship.
---	----------------------	---

Half-term 5: Mar-Apr

Topic: Day of The Dead

Metal Embossing



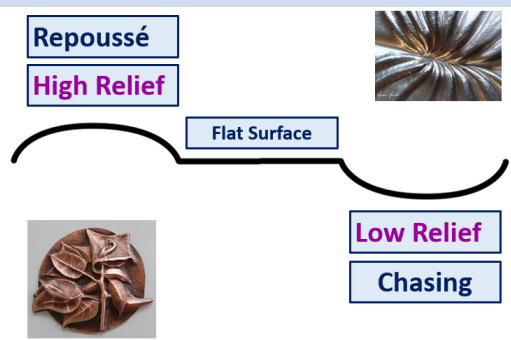
Knowledge Group 1: Outline

1	Calavera (Sugar skull)	Edible or decorative skull made from either sugar or clay.
2	Outline	A drawing or sketch restricted to line without shading or form.
3	Bold shapes	Shapes which have a strong, vivid, or clear appearance.
4	Abstract shapes	Unusual shapes.
5	Symmetrical	Made up of exact parts facing each other.
6	Trace	Copy (a drawing or design) by drawing over its lines on a superimposed piece of transparent paper.

Knowledge Group 3: Embellishment

1	Tonal hatching	Closely spaced parallel lines which gradually get fainter.
2	Highlights	The areas on an object where light is hitting the object.
3	Steel wool	A bundle of very fine and flexible sharp-edged steel filaments. Used for subtracting dry Sharpie ink from metal and recording tone, form and texture.
4	Similar (Analogous) colours	Colours that are next to each other on the colour wheel.
5	Complementary colours	Colours that are opposite on the colour wheel.
6	Colour blending	A technique where two or more similar colours are partially layered, giving a smooth transition from one colour to the next.

Knowledge Group 2: Metal Embossing

1	Repoussé (high relief)	Pushing and stretching the metal outward from the back. 
2	Chasing (low relief)	Pushing and stretching the metal inward from the front. 
3		

Key Vocabulary

1	Day of the Dead	A celebration of life and death.
2	Metal Embossing (Metal Tooling)	The art of using tools to work one side of a soft metal sheet, creating a design on the front.

Knowledge Group 3: Artists/Periods

1	Thaneeya Mcardle	American artist who creates colourful art in a variety of styles, ranging from abstraction to photorealism.
2	Ninette Kruger	New Zealand-based pewter artist, who creates one-of-a-kind, hand-embossed metal artworks.

Half-term 6: May-Jun

Topic: Day of The Dead

Lino Print

Knowledge Group 1: Materials & Tools

1	Linoleum (lino)	Smooth-surfaced floor covering made from a mixture of oxidized linseed oil, gums and resins, and other substances, applied to a felt or canvas backing.
2	Gouge (Tool)	A tool for cutting and clearing areas from a block of lino. Consists of a handle and sharp nibs which can come in different shapes and sizes.
3	Bench hook	A printmaking bench hook is a board that holds your carving plate for you, keeping your fingers out of harm's way. It catches on the edge of your desk and cradles your plate in its corner, so you don't have to hold it.
4	Hand Guard (red)	Protects the user when cutting towards their hand. Suitable for left and right-handed users.
5	Block printing ink	Vibrant and opaque ink made from a water-washable oil. It is transferred from a brayer (hard rubber roller) onto a pre-cut lino during the print-making process.
6	Brayer (hard rubber roller)	Hand-tool used in print-making to spread ink and roll it onto the surface of cut lino.

Key Vocabulary

1	Printmaking	A process consisting of cutting or etching a printing surface in such a way that all that remains of the original surface is the design to be printed. Examples of relief processes include woodcut, etching, linocut and metal cut.
2	Linocut	Type of print made from a sheet of lino into which a design has been cut in relief. Linocut designs can be cut in large masses, engraved to give supple white lines, or worked in numerous ways to achieve many different textures and decorative prints.
3	Carve	Process of using tools to shape something from a material by scraping away portions of that material.
4	Depth	The distance from the top of the lino to the bottom of the carved line, shape or pattern.

Knowledge Group 3: Artists/Periods

1	Jose Posada	José Guadalupe Posada was a Mexican political engraver who used relief printing to produce popular illustrations. His work has influenced numerous Latin American artists and cartoonists.
2	Angie Lewin	Angie Lewin is a British printmaker working in linocut, wood engraving, lithography and screen printing.